

RELAY DRIVERS, LAMP DRIVERS,
MOTOR DRIVERS AND STROBES APPLICATION.

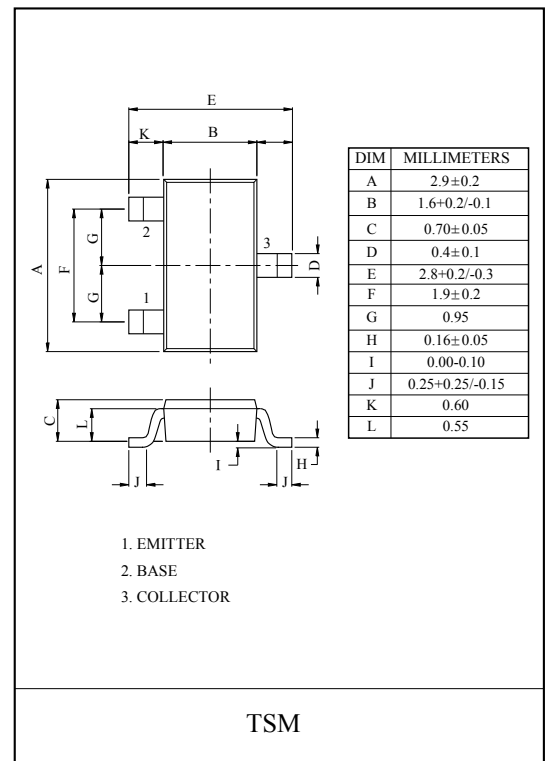
FEATURES

- Adoption of MBIT Processes.
- Large Current Capacitance.
- Low Collector-to-Emitter Saturation Voltage.
- High Speed Switching.
- Ultrasmall Package facilitates miniaturization in end products.
- High Allowable Power Dissipation.
- Complementary to KTC3544T.

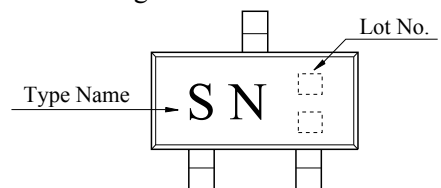
MAXIMUM RATING (Ta=25°C)

CHARACTERISTIC		SYMBOL	RATING	UNIT
Collector-Base Voltage		V_{CBO}	-30	V
Collector-Emitter Voltage		V_{CEO}	-30	V
Emitter-Base Voltage		V_{EBO}	-6	V
Collector Current	DC	I_C	-2	A
	Pulse	I_{CP}	-4	
Base Current		I_B	-400	mA
Collector Power Dissipation		P_C^*	0.9	W
Junction Temperature		T_j	150	°C
Storage Temperature Range		T_{stg}	-55 ~ 150	°C

* Package mounted on a ceramic board (600mm² × 0.8mm)



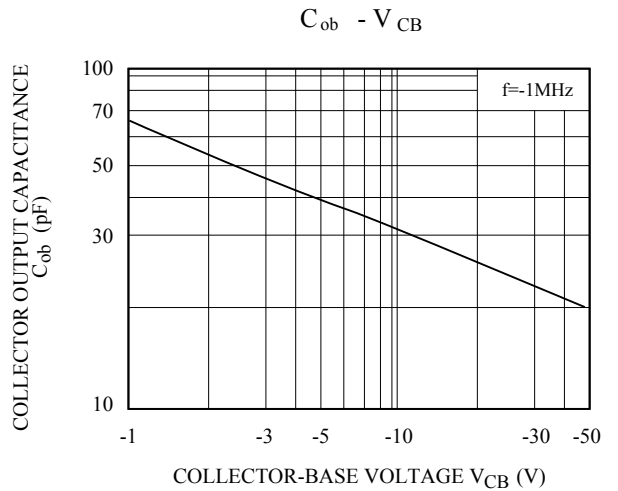
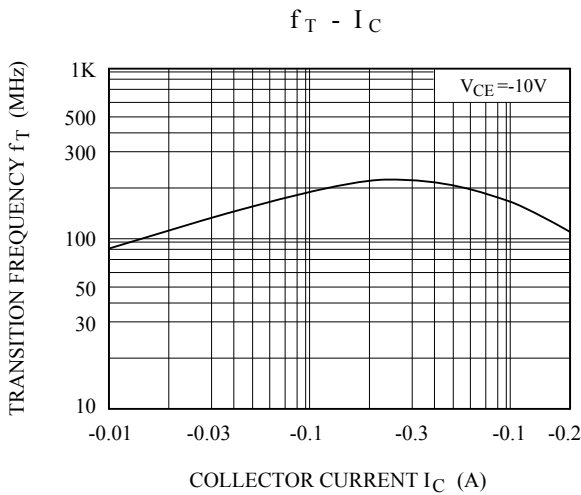
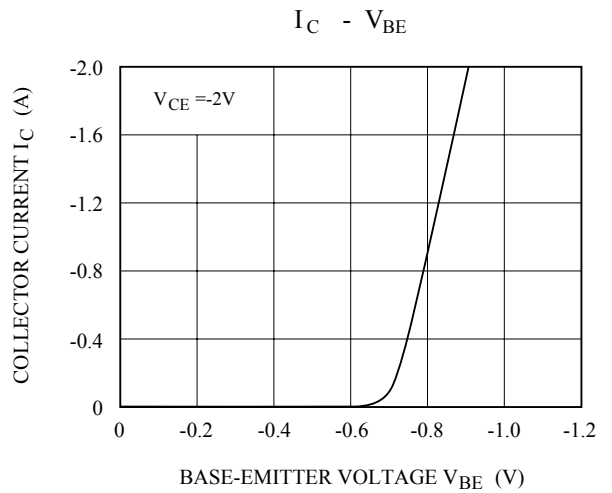
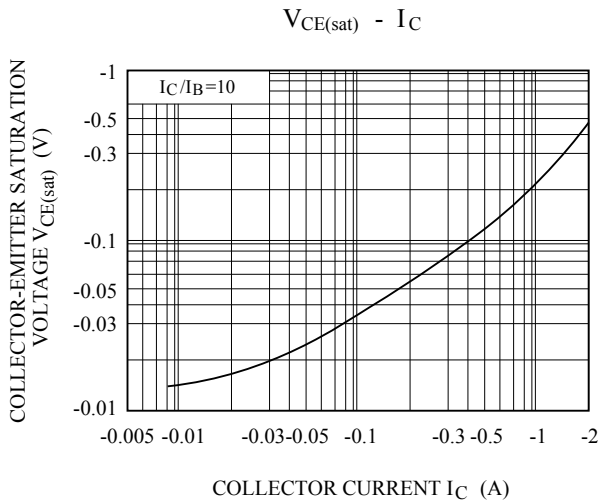
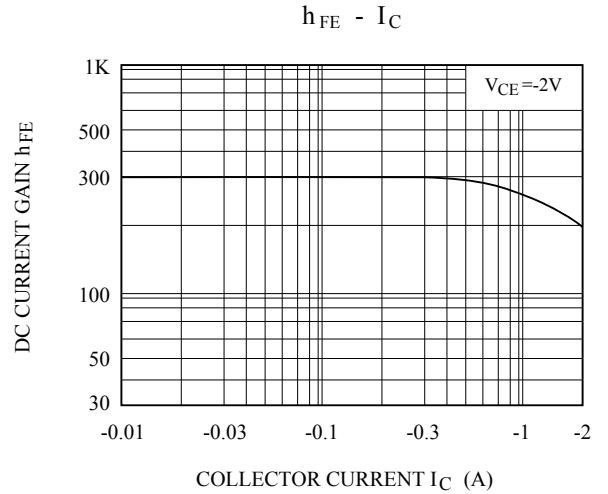
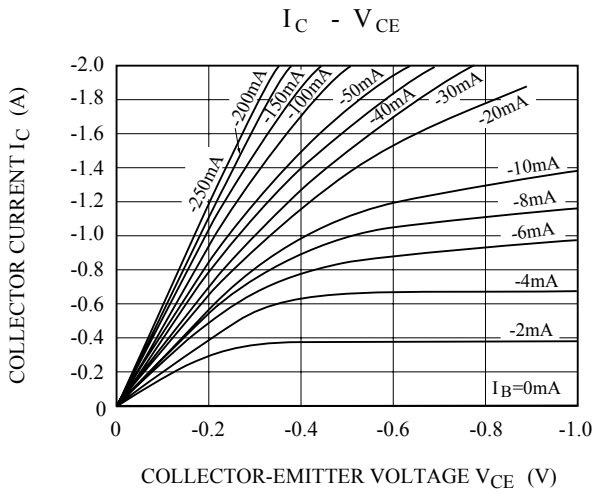
Marking



ELECTRICAL CHARACTERISTICS (Ta=25°C)

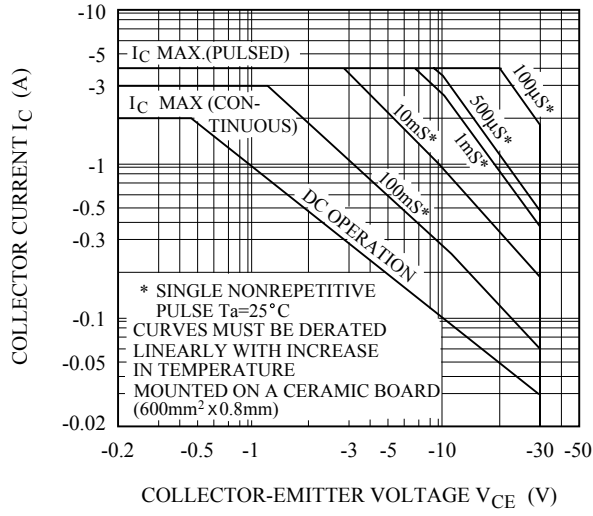
CHARACTERISTIC		SYMBOL	TEST CONDITION	MIN.	TYP.	MAX.	UNIT
Collector Cut-off Current		I_{CBO}	$V_{CB}=-20V, I_E=0$	-	-	-0.1	μA
Emitter Cut-off Current		I_{EBO}	$V_{EB}=-3V, I_C=0$	-	-	-0.1	μA
Collector-Base Breakdown Voltage		$V_{(BR)CBO}$	$I_C=-10\mu A, I_E=0$	-30	-	-	V
Collector-Emitter Breakdown Voltage		$V_{(BR)CEO}$	$I_C=-1mA, I_B=0$	-30	-	-	V
Emitter-Base Breakdown Voltage		$V_{(BR)EBO}$	$I_E=-10\mu A, I_C=0$	-6	-	-	V
Collector-Emitter Saturation Voltage		$V_{CE(sat)}$	$I_C=-1.5A, I_B=-75mA$	-	-350	-600	mV
Base-Emitter Saturation Voltage		$V_{BE(sat)}$	$I_C=-1.5A, I_B=-75mA$	-	-0.85	-1.2	V
DC Current Gain		h_{FE}	$V_{CE}=-2V, I_C=-100mA$	200	-	560	
Transition Frequency		f_T	$V_{CE}=-10V, I_C=-50mA$	-	150	-	MHz
Collector Output Capacitance		C_{ob}	$V_{CB}=-10V, f=1MHz$	-	32	-	pF
Switching Time	Turn-On Time	t_{on}	<p>PW=20μs DC≤1%</p> <p>$-I_{B1}$ I_{B2}</p> <p>INPUT</p> <p>OUTPUT</p> <p>50Ω</p> <p>$V_{BE}=5V$</p> <p>100μF</p> <p>470μF</p> <p>$V_{CC}=-12V$</p> <p>$-20I_{B1}=20I_{B2}=I_C=-500mA$</p>	-	60	-	nS
	Storage Time	t_{stg}		-	350	-	
	Fall Time	t_f		-	25	-	

KTA1544T



KTA1544T

SAFE OPERATING AREA



$P_c - T_a$

